



GHG 731 1202 R0976



GHG 731 1202 R0387



GHG 731 1102 R1088



GHG 731 1102 R0531

Technical data

GHG 731 11 up to 16 terminals | GHG 731 12 up to 24 terminals

Marking accd. to 2014/34/EU	⊕ II 2 G Ex e IIC T4/T5/T6 Gb / ⊕ II 2 D Ex tb IIIC T80 °C/T95 °C Db IP6X
EC-Type Examination Certificate	BVS 13 ATEX E 037X
IECEX Certificate of Conformity	IECEX BVS 13.0045X
Marking accd. to IECEx	Ex e IIC T6/T5 Gb Ex tb IIIC T80 °C/T95 °C Db IP6X
Permissible ambient temperature	-20 °C to +40 °C -55 °C to +55 °C (option)
Rated voltage	690 V
Rated current	depends on terminal mounting
Protection class	I
Degree of protection accd. to EN 60529	IP66
Enclosure material	glass-fibre reinforced polyester
Enclosure colour	black

GHG 731 11 up to 16 terminals

Connecting terminals	up to 16 mm <sup>2</sup>						
Dimensions (L x W x H)	140 x 120 x 95 mm						
Weight	approx. 0.8 kg						
Drillings/cable glands	M12	M16	M20	M25	M32	M40	M50
Max. number up/down	15	8	6	4	2	2	1
Terminal mounting space on the terminal rail	107 mm						
Max. number of terminals acc. to certification	2.5 mm <sup>2</sup> 16	4 mm <sup>2</sup> 14	6 mm <sup>2</sup> 10	10 mm <sup>2</sup> 8	16 mm <sup>2</sup> 8		

GHG 731 12 up to 24 terminals

Connecting terminals	up to 16 mm <sup>2</sup>						
Dimensions (L x W x H)	140 x 182.5 x 95 mm						
Weight	approx. 1.1 kg						
Drillings/cable glands	M12	M16	M20	M25	M32	M40	M50
Max. number up/down	24	17	10	6	3	3	2
Terminal mounting space on the terminal rail	169 mm						
Max. number of terminals acc. to certification	2.5 mm <sup>2</sup> 28	4 mm <sup>2</sup> 24	6 mm <sup>2</sup> 18	10 mm <sup>2</sup> 18	16 mm <sup>2</sup> 14		

## GHG731 Ex-e/Ex-i terminal box



GHG 731 1102 R0531



GHG 731 1102 R1485



GHG 731 1202 R0387



GHG 731 1202 R1345

### Ordering details

Content	Cable gland	Terminals	Order No.
<b>Type 731 11 up to 16 terminals assembled with screw terminals 2 x 2.5 mm<sup>2</sup> + PE/PA-rail 2.5 mm<sup>2</sup></b>			
Ex-e	without drilling	1 x Ex-e*/UT 2.5 N/7 x PE/PA	<b>GHG 731 1102 R0531</b>
Ex-e	without drilling	14 x Ex-e/UT 4 N/7 x PE/PA	<b>GHG 731 1102 R1088</b>
Ex-e	4 x M25	16 x Ex-e/UT 2.5 N/7 x PE/PA	<b>GHG 731 1102 R1485</b>
<b>Type 731 12 up to 24 terminals assembled with screw terminals 2 x 2.5 mm<sup>2</sup> + PE/PA-rail 2.5 mm<sup>2</sup></b>			
Ex-e	without drilling	1 x Ex-e*/UT 2.5 N/14 x PE/PA	<b>GHG 731 1202 R0387</b>
Ex-e	without drilling	24 x Ex-e/UT 4 N/14 x PE/PA	<b>GHG 731 1202 R0976</b>
Ex-e	6 x M25	28 x Ex-e/UT 2.5 N/14 x PE/PA	<b>GHG 731 1202 R1345</b>

\* according to type examination certificate individual extensible

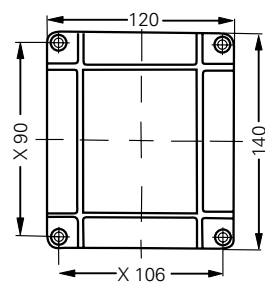
### Accessories

Type	Application	Fixing method	Order No.
<b>Mounting plate for junction box 731 11</b>			
Size 2	Wall mounting	snap on	<b>GHG 610 1953 R0104</b>
Size 2	Trellis mounting	snap on	<b>GHG 610 1953 R0106</b>
Size 2	Pipe clamp	snap on	<b>GHG 610 1953 R0105</b>
Protective canopy size 2	for mounting plate size 2		<b>GHG 610 1955 R0102</b>

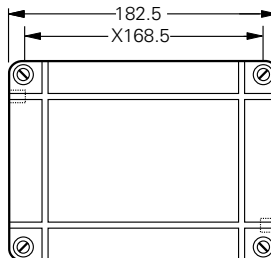
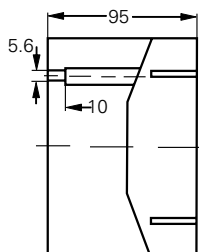
Type	Application	Fixing method	Order No.
<b>Mounting plate for junction box 731 12</b>			
Size 2A	Wall mounting	snap on	<b>GHG 610 1953 R0107</b>
Size 2A	Trellis mounting	snap on	<b>GHG 610 1953 R0109</b>
Size 2A	Pipe clamp	snap on	<b>GHG 610 1953 R0108</b>
Protective canopy size 2A	for mounting plate size 2A		<b>GHG 610 1955 R0103</b>

Details for accessories see page 2.2.80 up to 2.2.84.

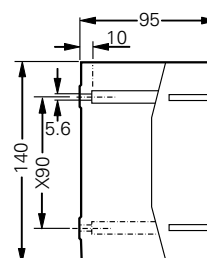
### Dimension drawing



Type 731 11



Type 731 12



X = fixing dimensions